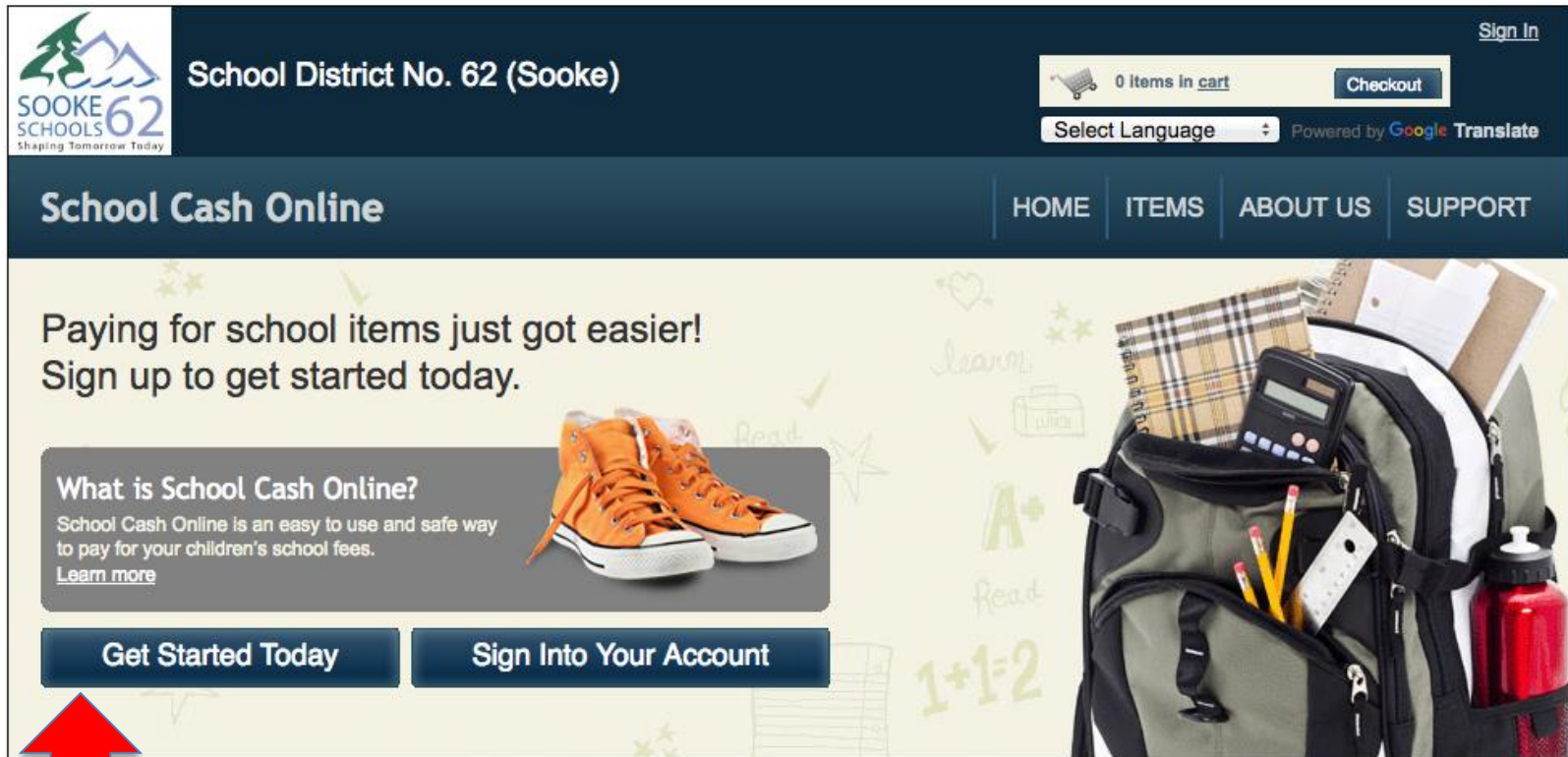


Step 1

Register for a School Cash Online Account



Step 1: Visit School Cash Online: <https://sd62.schoolcashionline.com/>



The screenshot shows the homepage of the School Cash Online website. At the top left is the logo for Sooke Schools 62, featuring a stylized tree and the text "SOOKE SCHOOLS 62 Shaping Tomorrow Today". To the right of the logo is the text "School District No. 62 (Sooke)". In the top right corner, there is a "Sign In" link, a shopping cart icon with "0 Items in cart", a "Checkout" button, and a "Select Language" dropdown menu. Below the navigation bar, the main heading is "School Cash Online". To the right of the heading are navigation links for "HOME", "ITEMS", "ABOUT US", and "SUPPORT". The main content area features a large banner with the text "Paying for school items just got easier! Sign up to get started today." Below this text is a dark grey box containing the heading "What is School Cash Online?" and the text "School Cash Online is an easy to use and safe way to pay for your children's school fees." with a "Learn more" link. To the right of this text is an image of a pair of orange sneakers. Below the text box are two dark blue buttons: "Get Started Today" and "Sign Into Your Account". A large red arrow points to the "Get Started Today" button. The background of the banner is light green with faint illustrations of school supplies like a backpack, calculator, and pencils, along with educational terms like "Learn", "Read", and "A+".

Step 2: Click on “Get Started Today”

Step 3: Enter first and last name, click "Continue"

The screenshot shows the 'User Registration' page for School District No. 62 (Sooke). The page is part of a three-step process, with Step 3 being the current step. The user is prompted to enter their first and last names. The 'First Name' field is highlighted with a yellow border and contains a red asterisk, indicating it is a required field. The 'Last Name' field also has a red asterisk. A 'Continue' button is located at the bottom right of the registration form.

School District No. 62 (Sooke)

SOOKE SCHOOLS 62
Shaping Tomorrow Today

Sign In

0 Items in [cart](#) [Checkout](#)

Select Language ⌵ Powered by [Google Translate](#)

School Cash Online | HOME | ITEMS | ABOUT US | SUPPORT

[Home](#) > [Registration](#) > [User Registration](#)

User Registration * field is required

Step 1 | **Step 2** | **Step 3**

Please enter your personal information below (**student** information will be required at a later stage).

First Name *

Last Name *

[Continue](#)

Step 4: Fill out information required & click “continue”

User Registration

* field is required

Step 1	✓	Step 2	Step 3	
Phone #	<input type="text"/>			
Address Line 1	<input type="text"/>	*		
Address Line 2	<input type="text"/>			
City	<input type="text"/>	*		
Country	<input type="text" value="CANADA"/>	*		
Province	<input type="text" value="British Columbia"/>	*		
Postal Code	<input type="text"/>	*		
Email	<input type="text"/>	*		

Step 5: Complete information by entering a password & security question

School Cash Online | HOME | ITEMS | ABOUT US | SUPPORT


[Home](#) > [Registration](#) > [User Registration](#)

User Registration * field is required

Step 1 ✓

Step 2 ✓


Step 3

1 

Password *

You must choose a password that is at least 8 characters in length, includes at least one upper case letter, one lower case letter, one number.


Confirm Password *

2 

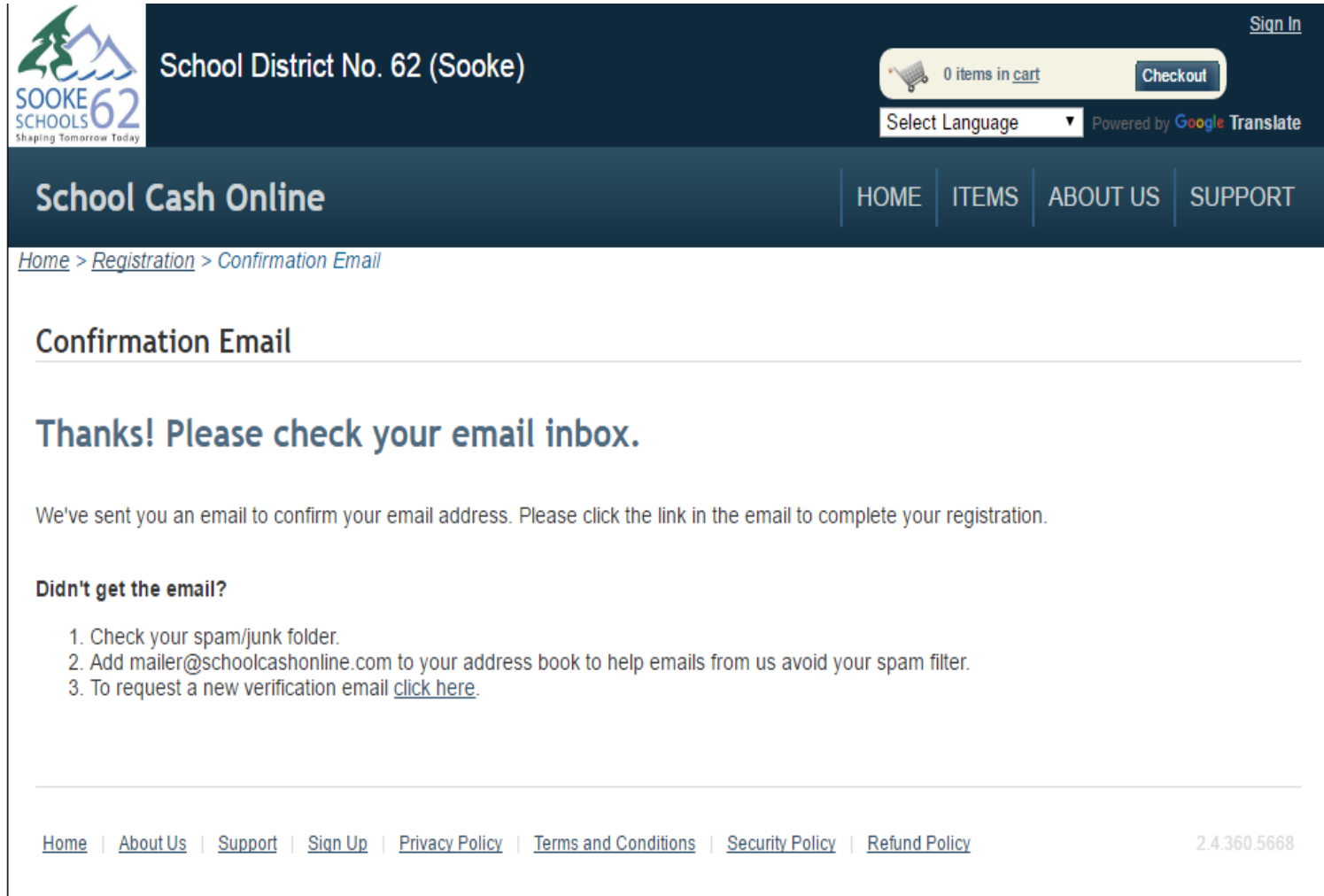
Security Question *

Security Question Answer *


I want to receive email notifications for new fees assigned to my student and updates on school-related activities.
 *

3 


Step 6: Check your email inbox (and junk mail) and click on the link to activate your account. Please make sure to check your spam/junk folder too.



The screenshot shows the 'School Cash Online' website for School District No. 62 (Sooke). The page is titled 'Confirmation Email' and includes a navigation menu with 'HOME', 'ITEMS', 'ABOUT US', and 'SUPPORT'. A shopping cart icon indicates '0 items in cart' with a 'Checkout' button. A language selection dropdown is set to 'Select Language' and is powered by Google Translate. The main content area features a large heading 'Confirmation Email' and a message: 'Thanks! Please check your email inbox.' Below this, it states: 'We've sent you an email to confirm your email address. Please click the link in the email to complete your registration.' A section titled 'Didn't get the email?' provides three steps: 1. Check your spam/junk folder. 2. Add mailer@schoolcashonline.com to your address book to help emails from us avoid your spam filter. 3. To request a new verification email [click here](#). The footer contains links for Home, About Us, Support, Sign Up, Privacy Policy, Terms and Conditions, Security Policy, and Refund Policy, along with the phone number 2.4.360.5668.

 School District No. 62 (Sooke) [Sign In](#)

0 items in [cart](#) [Checkout](#)

Select Language Powered by 

School Cash Online | [HOME](#) | [ITEMS](#) | [ABOUT US](#) | [SUPPORT](#)

[Home](#) > [Registration](#) > [Confirmation Email](#)

Confirmation Email

Thanks! Please check your email inbox.

We've sent you an email to confirm your email address. Please click the link in the email to complete your registration.

Didn't get the email?

1. Check your spam/junk folder.
2. Add mailer@schoolcashonline.com to your address book to help emails from us avoid your spam filter.
3. To request a new verification email [click here](#).

[Home](#) | [About Us](#) | [Support](#) | [Sign Up](#) | [Privacy Policy](#) | [Terms and Conditions](#) | [Security Policy](#) | [Refund Policy](#) 2.4.360.5668

School Cash Online

[Home](#) > [My Account](#) > [Add Student](#)

Add Student

* indicates a required field

1. Type in the School name and select from the list

School District
 Change school

2. Select a school

Select school...

3. Enter student information

Student Number *

Last Name *

Birth Date *
Date format: mm/dd/yyyy

[Confirm](#)

[I don't want to add a student](#)

If you find yourself at this page after confirming your email address, please ignore it. Do not try to enter information on this page. **YOU ONLY COMPLETE THIS PAGE AFTER YOU SUBMIT THE SCHOOL CASH ONLINE CONSENT FORM. (see Items tab)**